

# RCI Electric Strikes



7104  
7304

7105  
7305

7107  
7307

7108  
7308



7114  
7314

7119  
7319

## How To Order






		Voltage		
		Fail-Secure		
		11-16VAC-	01	
		12VDC-	05D	
		24VAC-	07	
		24VDC-	08D	
		Fail-Safe		
		12VDC-	06	
		24VDC-	09	
	7			x 32D
Fail-Secure-	1	04	-1-1/4"W x 4-7/8"H (32mm x 124mm), ANSI radius corners	
Fail-Safe-	3	05	-1-1/8"W x 5-7/8"H (29mm x 150mm), radius corners	
Mode		07	-1-1/4"W x 6-7/8"H (32mm x 175mm), radius corners	
		08	-1-7/16"W x 7-15/16"H (37mm x 202mm), radius corners	
		14	-1-1/4"W x 4-7/8"H (32mm x 124mm), ANSI square corners	
		19	-1-3/8"W x 9"H (34mm x 229mm), square corners	
				Faceplate

Example: **7104-05D x 32D**

## 7 Series

# Centerline Strikes

Accommodates 5/8" (16mm) latch projection. Various faceplate options available to accommodate most frame types. Insert Depth: 1-1/2" D (38mm)

	Energy 280mA <sup>1</sup> (see How to Order chart below)		Strength 500lbf Static 70ft-lb Dynamic
	Warranty 5 Year Limited Warranty		Mode Fail-Secure & Fail-Safe
	Endurance 250,000 Cycles		

<sup>1</sup>At 12VDC  
Voltage for fail safe 240mA (73) models: 12VDC (06); 24VDC (09)

- Accommodates 5/8" (16mm) latch projection
- 1/8" (3.2mm) horizontal adjustment
- 1-1/2" (38mm) cut-out depth
- Use with wide range of door thicknesses 1-3/8" to 2-3/8" (35mm-60mm)
- Mounting tabs, fasteners and trim plate included
- Non-handed
- Trim plate included to cover up irregular frame cutout
- Brushed Stainless Steel (32D) finish
- UL 1034 burglary-resistant Listed



## Accessories

Model	Description
4/7JIG	Standard profile frame prep jig, aluminum
LEK01	1" lip extension kit for retrofit applications, black finish
LEK02	2" lip extension kit for retrofit applications, black finish
LEK03	3" lip extension kit for retrofit applications, black finish
SMT-01	Strike marketing template kit, aluminum
TP-47-5PK	Trim plates, 5 pack, black finish
930-LG	Standard profile latch guard, 32D finish