

## Pemko FG3000

The global leader in  
door opening solutions

Applies to the following adhesive gasketing product:

### FG3000S90

*Fire Glazing Tape*

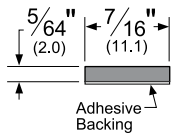
**About Fire Glazing:**

Fire glazing tapes are materials used to assist glazing products to meet the necessary fire test requirements.

**About Fire Seals:**

Pemko fire seals are tested to the requirement of UL10B, UL10C and BS476.

- FG3000S90 has approvals for 90 minute openings on wood and metal doors with vision lites installed.
- Adhesive backed.
- Specially formulated high performance glazing tapes.
- Allows for larger sidelites, borrowed lites, transom lites and vision frames, based on glass mfg listings.
- Use in 20, 45, 60 and 90 minute fire rated doors.
- For exterior fire rated applications, seals against moisture using standard industry methods.



### Testing/Ratings:

Fireglaze material for use on borrowed lite frames, transom and/or sidelite frames, metal vision frames for hollow metal, wood composite doors rated up to and including 45 min. Also permitted on Metal vision frames for wood core fire doors up to 20 min. without hose stream.



Miscellaneous Fire Door Accessory

### Product Finishes:

**FG3000S90**    White

### Tools Required:



## Pemko FG3000

The global leader in  
door opening solutions

### Read Before Instructions



**Read before installation! Failure to do so may result in improper adhesion.**

Storage and shelf life: All adhesive gaskets have a limited shelf life. This product must be used within 6 months of purchase and must be stored between 50°F and 100°F.

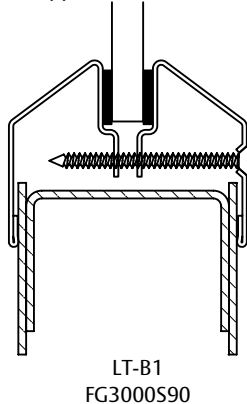
Before installing: The surface should be clean, dry and free of dust, grease, oil or solvents. Avoid quick dry primers which often leave a powdered, improperly adhered paint surface; this type of surface responds like dust, preventing good adhesion to self-sticking backings.

Application temperature: FG3000 will have the optimum adhesion when installed in a clean dry frame between 65°F (18°C) and 80°F (26°C). For proper performance, do not install on a frame at less than 50°F (10°C) or more than 100°F (37°C).

### Installation Instructions

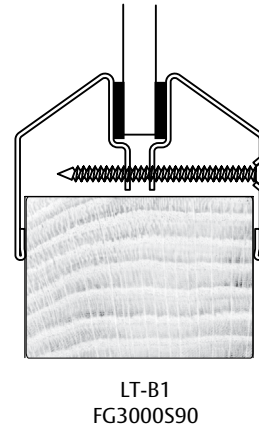
#### FG3000S90 in 90-min. Hollow Metal Doors

· FG3000S90 applied to both sides of the frame



#### FG3000S90 in 90-min. Wood Doors

FG3000S90 applied to both sides of the frame



Door and frame must be manufactured by companies classified by Underwriters Laboratories Inc.® for the manufacturing and labeling of fire doors and frames. Warnock-Hersey (I.T.S.) listings are also available through participating manufacturers.