



Grade 2 deadbolt

B500 Series

Overview


The B500 Series deadbolt from Schlage® is one of the toughest, most versatile deadbolts in the business. Designed by locksmiths for locksmiths, the B500 Series deadbolt can accept every Schlage cylinder on the market, fit virtually every door you service, enhances lock strength on the jamb side of the door and will change forever the way you look at deadbolts.




Finishes



605
Bright Brass



606
Satin Brass




609¹
Antique Brass



612
Satin Bronze



613
Oil Rubbed
Bronze




619
Satin Nickel




622
Matte Black




625
Bright Chrome



626
Satin Chrome



626AM
Satin Chrome,
Antimicrobial



643e
Aged Bronze

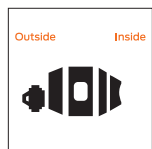
e = an equivalent finish to the BHMA standard.



Grade 2 deadbolt B500 Series

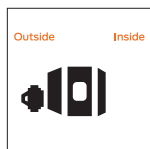
Functions

Schlage functions that include an "F" designation denote fire rated options.



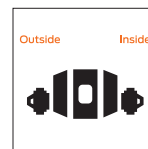
Schlage **B560/B560F**
ANSI **E0152**
Single cylinder deadbolt

- Deadbolt thrown or retracted by key outside or thumbturn inside



Schlage **B561/B561F**
ANSI **E0162**
Cylinder only x blank plate deadbolt

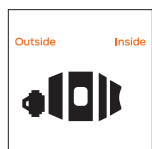
- Deadbolt thrown or retracted by key outside
- Blank plate with exposed screws inside



Schlage **B562**
ANSI **E0142**
Double cylinder deadbolt

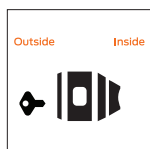
- Deadbolt thrown or retracted by key either side
- Not UL rated

Caution: Double cylinder locks on residences and any door, in any structure, which is used for egress are a life safety hazard in times of emergency and their use is not recommended. Installation should be in accordance with existing codes only.



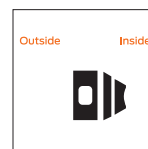
Schlage **B563/B563F**
ANSI **E0172**
Classroom deadbolt

- Deadbolt thrown or retracted by key outside
- Inside units retracts bolt only



Schlage **B571**
ANSI **-**
Door bolt occupancy indicator

- Deadbolt thrown or retracted by thumbturn inside
- Outside indicator displays "In use" or "Vacant"
- Requires 1 1/2" cross bore prep
- Not UL rated
- 61-509 Emergency key included



Schlage **B580/B580F**
ANSI **E0192**
Door bolt

- Deadbolt thrown or retracted by trim unit only
- Requires 1 1/2" cross bore prep



Key



Thumbturn

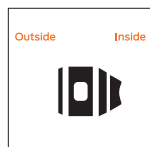


Emergency key



Grade 2 deadbolt
B500 Series

Functions



Schlage B581/B581F
ANSI E01112
Door bolt with trim

- Deadbolt thrown or retracted by trim unit only
- Blank plate outside
- Requires 1 1/2" cross bore prep



Key



Thumbturn



Emergency
key



Grade 2 deadbolt
B500 Series

Cylinders

Conventional cylinder

P	6-pin Conventional (standard)
Z	SL 7-pin Conventional (A2 pinning)
L	Less Conventional

Full size interchangeable core (FSIC)

R	6-pin FSIC
M	SL 7-pin FSIC (A2 pinning)
J	Less FSIC
T	Refundable FSIC construction core

Small format interchangeable core (SFIC)

G	7-pin SFIC (A2 pinning)
B	Less SFIC
BDC	Disposable SFIC construction core
H	Refundable SFIC construction core



Specifications

Chassis

Material	Solid zinc cylinder housing; 1" standoff wrought brass or bronze trim ring over solid zinc spin ring.
Door thickness	Standard: 1 ³ / ₈ " – 1 ⁷ / ₈ " conventional cylinder or thumbturn only; 1 ⁵ / ₈ " - 2" interchangeable core cylinder.

Deadbolt

Backset	Adjustable for 2 ³ / ₈ " or 2 ³ / ₄ ".
Faceplate	1" x 2 ¹ / ₄ ", Square corner faceplate standard. Options available.
Bolt	Solid zinc bolt with hardened steel anti-saw pin insert; 1" housing diameter, 1" throw.
Strike	1 ¹ / ₈ " x 2 ³ / ₄ ", Square corner, metal box. Options available.

Keying

Cylinder format	6-pin Conventional (standard); also available in FSIC, SFIC and 7-pin SL cylinder formats.
Keyway	Patented Everest 29 S123 (standard); also available in open, restricted, and Primus security levels with available master keying and construction keying.

Attachment

	Three 3" screws anchor metal dustbox to frame. 1/4" machine screws through bolt to firmly anchor lock to door.
--	--

Warranty

	3-year limited mechanical warranty. See price book for details.
--	---

Certifications

ANSI/BHMA	ANSI A156.36, Grade 2. When installed with SFIC cylinder, Grade 3.
UL/cUL	Available UL Listed for 3-hour fire door (except B562 and B571)
Federal	BAA compliant, all functions.
Other	ADA compliant thumbturn.